

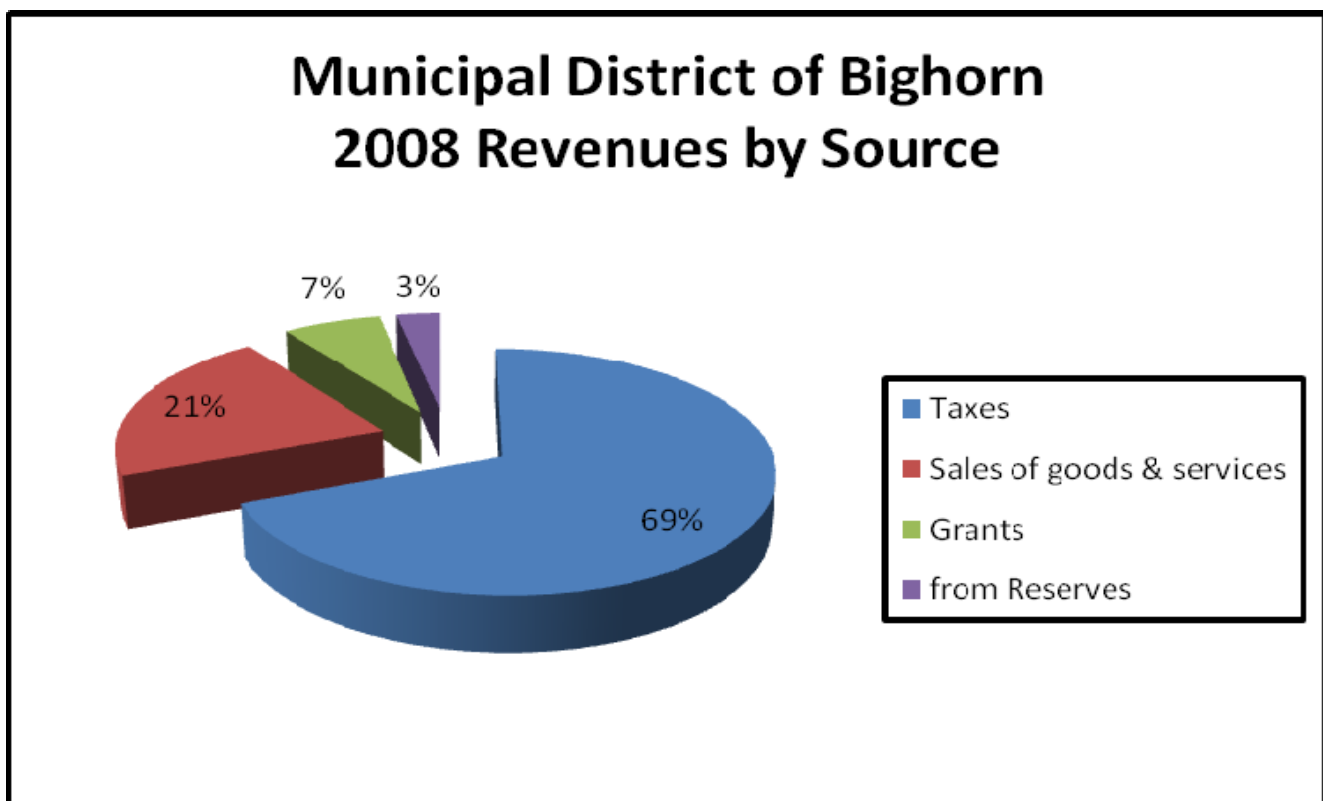
MD of Bighorn - A Financial Snapshot of 2008

While the 2008 audited financial statements have been filed with the Province and are available for viewing on our website, not everyone has access to the Internet or even a desire to read traditional financial statements. So we thought you might appreciate a graphical snapshot of the 2008 finances.

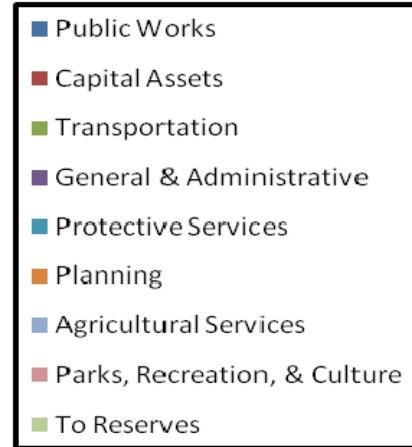
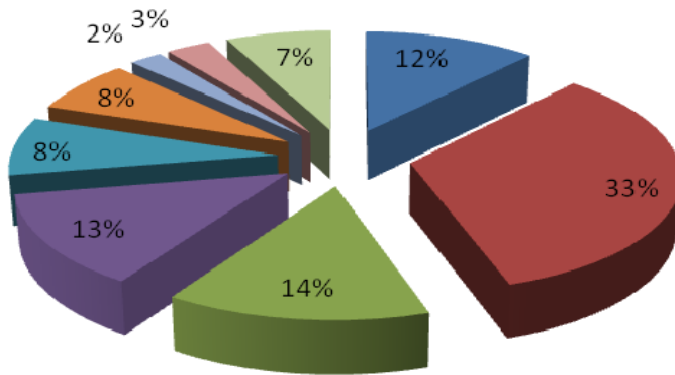
You will find two charts below, the first of which depicts the sources of revenue and the percentage of the total each source represents. The total revenue of \$4,634,177 does not include the proceeds from a land sale, which have been placed directly into reserves. The majority (69%) of all revenues in 2008 came from taxes and only 7% from grants. With the possible construction of a municipal water system in Exshaw (pending approval of the ratepayers through the local improvement process), the 2009 portion of grant funding is expected to significantly increase in 2009.

The second chart details what percentage of total expenditures were made by each function the MD provides, and they totalled \$6,922,041, including capital asset acquisitions of \$2,302,699. In 2008, 1/3 of all expenditures were on capital acquisitions, with general and administration, transportation, and public works combined consuming just over another 1/3.

The third chart removes the capital assets from the total expenditures to show just the operating expenditures of \$4,619,342. Most (21%) of the funds were spent on transportation needs, which include road maintenance and repair and snow removal. 20% of all operating costs were spent on general and administration functions and 17% was spent on public works, which includes sewer services, garbage services, and building and equipment repairs and maintenance.



Municipal District of Bighorn 2008 Expenses by Function



Municipal District of Bighorn 2008 Expenses by Function - Excluding Capital Acquisitions

